

Phillip Street, Graig, Pontypridd, CF37 1LY
£145,000



- Combi Boiler
- Three Storey
- Great A470/M4 Access
- Close To Local Amenities
- Well Presented Throughout
- Generous Living Space
- Fantastic Views
- Ideal First Time Buy
- EPC Rating D

Description...

James Douglas is delighted to welcome this three bedroom, three storey mid-terrace property to the market. Set in the popular location of Graig, Pontypridd. The perfect purchase for an array of different buyers. In brief terms the accommodation comprises an entrance hallway and living room on the ground floor. Hallway, bathroom, utility room and kitchen on the basement level. First floor, there are two double bedrooms, a single bedroom and a WC. Mains gas fired central heating (Worcester combi boiler) and UPVC double glazed windows and doors throughout. North-west facing, low maintenance rear patio garden space. EPC D potential B. Council tax band B.

****3D VIRTUAL TOUR AVAILABLE****

****FANTASTIC PANORAMIC VIEWS TO REAR****

****MODERN KITCHEN & BATHROOM****

****WELL PRESENTED THROUGHOUT****

Phillip Street is within walking distance of Pontypridd train station and Pontypridd town centre which includes a wide range of shops and sporting and recreational facilities. The local primary schools are Ysgol G.G. Evan James Primary School & Maes-Y-Coed Primary School with the local high school being Pontypridd High School. There are useful mainline railway stations in Pontypridd and Treforest town centres. Easy access to the M4 motorway brings other major centres including the capital city of Cardiff, Newport and Swansea within commuting distance.

Additional Information

Tenure: Freehold
EPC: D
Council Tax Band: B

Accommodation...

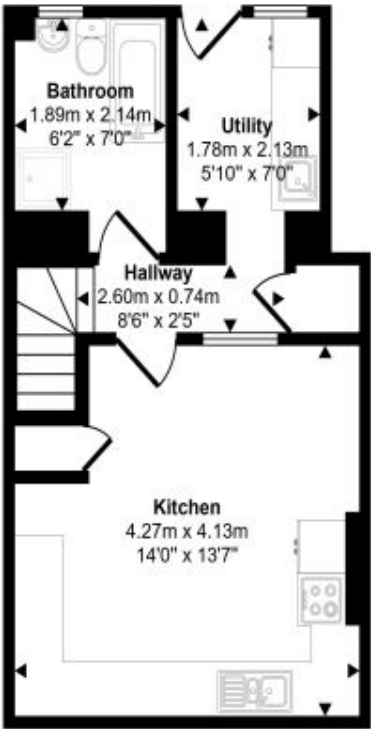
- Entrance Hallway
 - Living Room
 - Hallway
 - Bathroom
 - Utility Room
 - Kitchen/Diner
 - Landing
- Bedroom One
 - Bedroom Two
 - Bedroom Three
 - WC
 - Outside
 - Directions



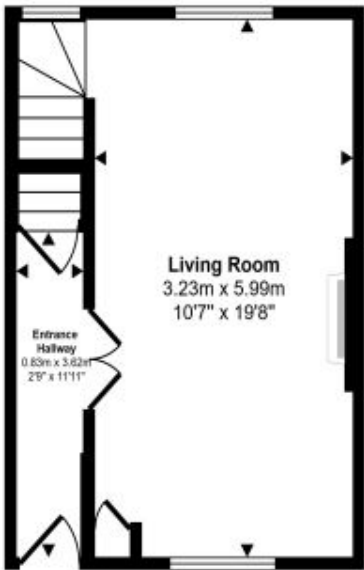


Floorplan

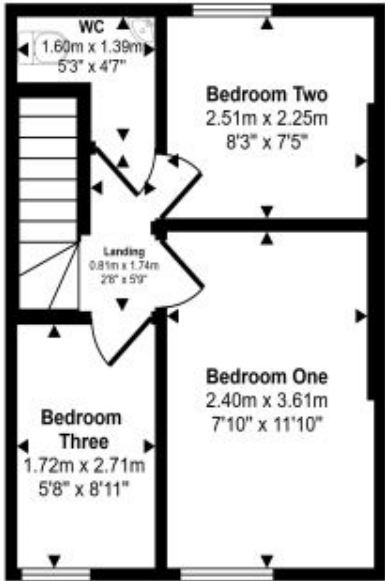
Approx Gross Internal Area
83 sq m / 896 sq ft



Lower Ground Floor
Approx 32 sq m / 343 sq ft



Ground Floor
Approx 25 sq m / 270 sq ft



First Floor
Approx 26 sq m / 283 sq ft

This floorplan is only for illustrative purposes and is not to scale. Measurements of rooms, doors, windows, and any items are approximate and no responsibility is taken for any error, omission or mis-statement. Icons of items such as bathroom suites are representations only and may not look like the real items. Made with Made Snappy 360.

Energy Rating

